


VGA @BIOS

GTX970/980 have two BIOS and it should change to different DVI output when BIOS flashing, please refer to more detail as below:

1. DP BIOS flashing (With DVI-I Port)



2. DD BIOS flashing (With DVI-D Port)



Step 1

Insert the DVI cable to DP Mode (DVI-I Port) and turn on the computer



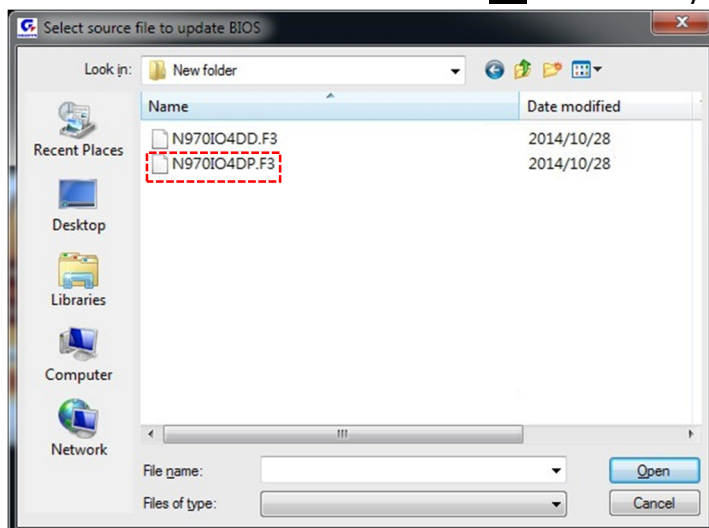
Step 2

Run VGA @BIOS application



Step 3

Click “Flash” button then choose the DP BIOS which you would like to flash with




Step 4

When utility show “Flash BIOS success! Would you reboot the system”

Then Click “N” and shut down the computer

Step 5

Insert the DVI cable and change to DD (DVI-D Port) Mode. Then turn on the computer



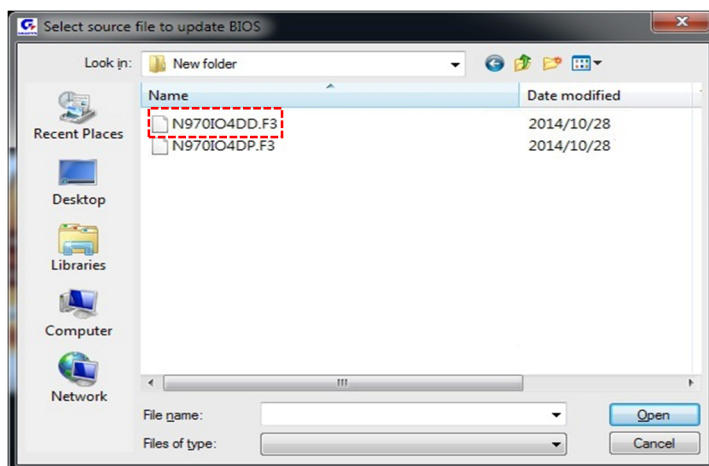
Step 6

Run VGA @BIOS application



Step 7

Click “Flash” button then choose the DD BIOS which you would like to flash with



Step 8

When utility show “Flash BIOS success! Would you reboot the system”
Then Click “Y” to reboot the system and the BIOS flashing process is done.